

# DU020

D400 (Group 4)

## Ductile Iron Surface Box

**DU020 300x300x100**



Ductile iron surface box, suitable for use in areas where cars and lorries have access, including carriageways, hard shoulders and pedestrian zones. Capable of withstanding a 400kN (40 tonnes) test load.

**HydraGrip™**  
D400

### OPTIONAL EXTRAS

- Badged
- Locked
- Vented



<b>PRODUCT CODE</b>	DU020	<b>BASE SIZE</b>	410mm x 410mm
<b>CLEAR OPENING</b>	300mm x 300mm	<b>DEPTH</b>	100mm

### FEATURES

- SMARTGRIP TECHNOLOGY™**  
Unique pattern design provides a PSRV value of >70 (UKAS Accredited 3rd Party).
- KITEMARK**  
Exceeds the requirements of BS EN124-2:2015, tested and certified by BSI.
- THREE POINT SUSPENSION**  
Three point suspension for non-rock stability.
- RATIO**  
Ductile iron for improved weight to strength ratio.
- COATING**  
Black coated finish.
- STRONG & DURABLE**  
Spheroidal graphite cast iron according to EN 1563:2018, as per the requirements of BS EN124-2:2015.
- DEPTH OF INSERTION**  
Meets the depth of insertion requirements of BS EN124-2:2015, CD534 and BS7903.
- RECYCLABLE**  
Long life asset with high circularity contributing to the reduction in carbon footprint.

# DU020

D400 (Group 4)

## Ductile Iron Surface Box

**DU020 300x300x100**



Ductile iron surface box, suitable for use in areas where cars and lorries have access, including carriageways, hard shoulders and pedestrian zones. Capable of withstanding a 400kN (40 tonnes) test load.

**HydraGrip™**  
D400

### DATA

#### Dimensions

A / Base Size: 410mm x 410mm

B / Clear Opening: 300mm x 300mm

C / Depth: 100mm

#### Materials

Ductile Iron

#### Finish

Black Coated

#### Certificatio

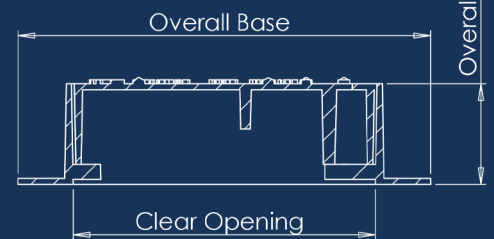
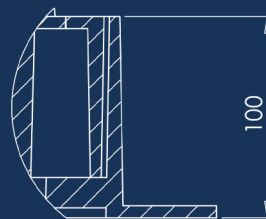
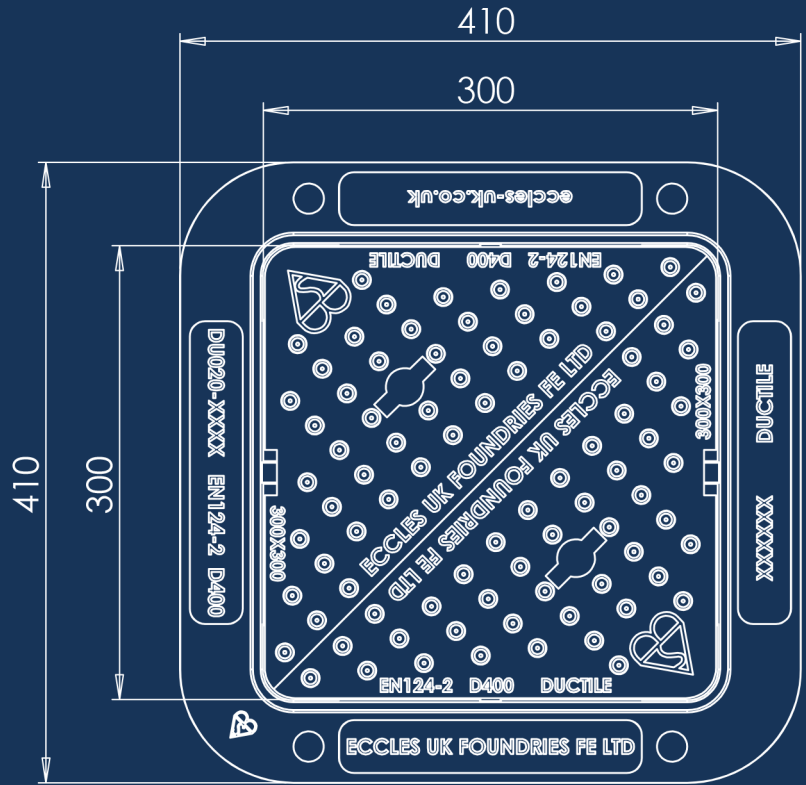
BSI Kitemark

#### Standard

EN124-2:2015

#### Product Type

Ductile Iron Surface Box



**SmartGrip™**  
Technology

Disclaimer: Eccles (UK Foundries FE) Ltd are continually seeking to improve our products and we therefore reserve the right to alter product specifications without prior notice. It is the responsibility of all users to ensure that the above product data is current. Installation details are available on request. It is always recommended that the use of road plates be used where access covers, gully grates and frames are exposed to construction and site traffic during the construction phase of any project and in accordance with "Annex F" EN124-1:2015.

### DIAGRAM KEY

- A** BASE SIZE
- B** CLEAR OPENING
- C** FRAME DEPTH

**eccles®**  
Intelligent Access & Drainage Solutions™

+44 (0)1922 613 222  
enquiries@ecclesproducts.com  
[www.ecclesproducts.com](http://www.ecclesproducts.com)

Eccles (UK Foundries FE) Limited  
Portland Street, Walsall,  
West Midlands, WS2 8AA, UK

